



An ISO 9001, 14001, 18001 Certified Company



Innovating **lighting** solutions



About Us

As a focused, dynamic and progressive company, we at Eminence, strive to make you and your family feel safe by providing innovative automotive products. Using the latest technologies and cutting edge solutions available in the automotive Electrical segment, we aim to create products which we believe will go a long way in benefiting mankind.


Our belief in what we do and our firm focus of delivering the very best in automotive lightings has made us what we are today- the leading name in the automotive lighting industry..

In tune with our promise to come with something new & exciting that will change the course of driving, we at Eminence, are pleased to offer you our latest range of international quality lighting solutions that ensures optimum performance and are energy efficient.

Do go through our catalogue to get an idea of what we were working on. We have modified our range by making them more environmentally friendly and have provided more detailed information and explanations to take care of all your queries.



An ISO 9001, 14001, 18001 Certified Company



INDEX

H4 Halogen Bulbs	1-6
Fog Lamps	7
Headlight Bulbs	8
Tail & Stop Lamps	9
Miniature Lamps	10
T-Series Bulbs	11
LED Bulbs	12
Headlight Heavy Vehicle	24-25
Auxiliary & Fog Lamps	25-27
Tail Lamps Assembly	28
Side View Mirror, LED Roof Light, Kiran Light and LED Side Lamp	29
Automotive Horn	30
Holder	31
Tuner, Combination Switch, Push Pull, Starter Button, Relay, Pino Switch, Tongle and Headlight Switch	32
Fuse, Fuse Box, Auto Wire, DHL Wiring, PVC Adhesive Tape	33
Bike Indicator Assembly	34



PRODUCTS AUTOMOTIVE: H1

PRODUCT CODE	ITEMS	VOLTAGE (V)	WATTAGE (W)	COLOUR	PACK QTY.	AVE. LIFE (H)	BASE
EMI-101	H1 12V	13.2	55W	Clear	10	500	P14.5S
EMI-102	H1 12V	13.2	55W	Super White	10	500	P14.5S
EMI-103	H1 12V	13.2	100W	Clear	10	500	P14.5S
EMI-104	H1 12V	13.2	100W	Super White	10	500	P14.5S
EMI-105	H1 24V	28	70W	Clear	10	500	P14.5S
EMI-106	H1 24V	28	70W	Super White	10	500	P14.5S
EMI-107	H1 24V	28	100W	Clear	10	500	P14.5S
EMI-108	H1 24V	28	100W	Super White	10	500	P14.5S




H1 is a halogen lamp designed for use in automotive headlamps and fog and driving lamps, and was the first halogen lamp approved for automotive use.

PROPORTION XENON GAS BY HIGH-TECH

PRODUCTS AUTOMOTIVE: H3

PRODUCT CODE	ITEMS	VOLTAGE (V)	WATTAGE (W)	COLOUR	PACK QTY.	AVE. LIFE (H)	BASE
EMI-201	H3 12V	13.2	55	Clear	10	500	PK22S
EMI-202	H3 12V	13.2	55	Super White	10	500	PK22S
EMI-203	H3 12V	13.2	100	Clear	10	500	PK22S
EMI-204	H3 12V	13.2	100	Super White	10	500	PK22S
EMI-205	H3 12V	28	70	Clear	10	500	PK22S
EMI-206	H3 12V	28	70	Super White	10	500	PK22S
EMI-207	H3 12V	28	100	Clear	10	500	PK22S
EMI-208	H3 12V	28	100	Super White	10	500	PK22S



The H3 lamp is called the Fog lamp. These lamps are single filament lamps & as the name suggests increases the visibility during foggy conditions by giving brighter yellow lights.

PRODUCTS AUTOMOTIVE: H4

PRODUCT CODE	ITEMS	VOLTAGE (V)	WATTAGE (W)	COLOUR	PACK QTY.	AVE. LIFE (H)	BASE
EMI-301	H4 12V	13.2	35/35W	Clear	10	250/400	P43T
EMI-302	H4 12V	13.2	35/35W	Super White	10	250/400	P43T
EMI-303	H4 12V	13.2	55/60W	Clear	10	250/400	P43T
EMI-304	H4 12V	13.2	55/60W	Super White	10	250/400	P43T
EMI-305	H4 12V	13.2	55/60W	Gold	10	250/400	P43T
EMI-306	H4 12V	13.2	100/90W	Clear	10	350/450	P43T
EMI-307	H4 12V	13.2	100/90W	Super White	10	350/450	P43T
EMI-308	H4 12V	13.2	100/90W	Gold	10	350/450	P43T
EMI-309	H4 12V	13.2	100/130W	Clear	10	450/650	P43T
EMI-310	H4 12V	13.2	100/130W	Super White	10	450/650	P43T
EMI-311	H4 12V	13.2	100/130W	Gold	10	450/650	P43T
EMI-312	H4 24V	28	70/75W	Clear	10	250/400	P43T
EMI-313	H4 24V	28	70/75W	Super White	10	250/400	P43T
EMI-314	H4 24V	28	70/75W	Gold	10	250/400	P43T
EMI-315	H4 24V	28	100/90W	Clear	10	350/450	P43T
EMI-316	H4 24V	28	100/90W	Super White	10	350/450	P43T
EMI-317	H4 24V	28	100/90W	Gold	10	350/450	P43T
EMI-318	H4 24V	28	100/130W	Clear	10	450/650	P43T
EMI-319	H4 24V	28	100/130W	Super White	10	450/650	P43T
EMI-320	H4 24V	28	100/130W	Gold	10	450/650	P43T
EMI-321	H4 12V	13.2	35/35W	Clear	10	250/400	P45T
EMI-322	H4 12V	13.2	35/35W	Super White	10	250/400	P45T
EMI-323	H4 12V	13.2	55/60W	Clear	10	250/400	P45T
EMI-324	H4 12V	13.2	55/60W	Super White	10	250/400	P45T
EMI-325	H4 12V	13.2	55/60W	Gold	10	250/400	P45T
EMI-326	H4 12V	13.2	100/90W	Clear	10	350/450	P45T
EMI-327	H4 12V	13.2	100/90W	Super White	10	350/450	P45T
EMI-328	H4 12V	13.2	100/90W	Gold	10	350/450	P45T
EMI-329	H4 12V	13.2	100/130W	Clear	10	450/650	P45T
EMI-330	H4 12V	13.2	100/130W	Super White	10	450/650	P45T
EMI-331	H4 12V	13.2	100/130W	Gold	10	450/650	P45T
EMI-332	H4 24V	28	70/75W	Clear	10	250/400	P45T
EMI-333	H4 24V	28	70/75W	Super White	10	250/400	P45T
EMI-334	H4 24V	28	70/75W	Gold	10	250/400	P45T
EMI-335	H4 24V	28	100/90W	Clear	10	350/450	P45T
EMI-336	H4 24V	28	100/90W	Super White	10	350/450	P45T
EMI-337	H4 24V	28	100/90W	Gold	10	350/450	P45T
EMI-338	H4 24V	28	100/130W	Clear	10	450/650	P45T
EMI-339	H4 24V	28	100/130W	Super White	10	450/650	P45T
EMI-340	H4 24V	28	100/130W	Gold	10	450/650	P45T



Tested bulbs
To guarantee
The best quality.

HIGH PERFORMANCE HALOGEN LAMP

EMINENCE High Performance Xenon Halogen Bulbs have a special blue coating that provides a crisp white beam pattern and Xenon-look for your vehicle's headlamps





The most widely used lamps are the dual filament lamps namely H4 lamps. H4 lamps are generally used in 4 wheelers and commercial Vehicles, 2 Wheelers. These lamps are available in 12 V and 24 V with different wattages and life.

PRODUCTS AUTOMOTIVE: H4, BTO

PRODUCT CODE	ITEMS	VOLTAGE (V)	WATTAGE (W)	COLOUR	PACK QTY.	AVERAGE LIFE (H)	BASE
EMI-401	H4 BTO 12V	13.2	55/60W	Clear	10	250/400	BTO
EMI-402	H4 BTO 12V	13.2	55/60W	Super White	10	250/400	BTO
EMI-403	H4 BTO 12V	13.2	55/60W	Gold	10	250/400	BTO
EMI-404	H4 BTO 12V	13.2	100/90W	Clear	10	350/450	BTO
EMI-405	H4 BTO 12V	13.2	100/90W	Super White	10	350/450	BTO
EMI-406	H4 BTO 12V	13.2	100/90W	Gold	10	350/450	BTO
EMI-407	H4 BTO 12V	13.2	100/130W	Clear	10	450/650	BTO
EMI-408	H4 BTO 12V	13.2	100/130W	Super White	10	450/650	BTO
EMI-409	H4 BTO 12V	13.2	100/130W	Gold	10	450/650	BTO
EMI-410	H4 BTO 24V	28	70/75W	Clear	10	250/400	BTO
EMI-411	H4 BTO 24V	28	70/75W	Super White	10	250/400	BTO
EMI-412	H4 BTO 24V	28	70/75W	Gold	10	250/400	BTO
EMI-413	H4 BTO 24V	28	100/90W	Clear	10	350/450	BTO
EMI-414	H4 BTO 24V	28	100/90W	Super White	10	350/450	BTO
EMI-415	H4 BTO 24V	28	100/90W	Gold	10	350/450	BTO
EMI-416	H4 BTO 24V	28	100/130W	Clear	10	450/650	BTO
EMI-417	H4 BTO 24V	28	100/130W	Super White	10	450/650	BTO
EMI-418	H4 BTO 24V	28	100/130W	Gold	10	450/650	BTO



H4 BTO

High Quality H4 Halogen Bulb Products from **EMINENCE H4** Halogen Bulb

AUTO ELECTRIC SPARE PARTS



- 50% extra light for a safer drive
- UV-blocking quartz glass
- High purity tungsten filament Perfect
- Proportion xenon gas by high-tech
- Stainless Steel Base

PRODUCTS AUTOMOTIVE: H4, P36

PRODUCT CODE	ITEMS	VOLTAGE (V)	WATTAGE (W)	COLOUR	PACK QTY.	AVERAGE LIFE (H)	BASE
EMI-501	H4 P 36 12V	13.2	55/60W	Clear	10	250/400	P 36
EMI-502	H4 P 36 12V	13.2	55/60W	Super White	10	250/400	P 36
EMI-503	H4 P 36 12V	13.2	55/60W	Gold	10	250/400	P 36
EMI-504	H4 P 36 12V	13.2	100/90W	Clear	10	350/450	P 36
EMI-505	H4 P 36 12V	13.2	100/90W	Super White	10	350/450	P 36
EMI-506	H4 P 36 12V	13.2	100/90W	Gold	10	350/450	P 36
EMI-507	H4 P 36 12V	13.2	100/130W	Clear	10	450/650	P 36
EMI-508	H4 P 36 12V	13.2	100/130W	Super White	10	450/650	P 36
EMI-509	H4 P 36 12V	13.2	100/130W	Gold	10	450/650	P 36
EMI-510	H4 P 36 24V	28	70/75W	Clear	10	250/400	P 36
EMI-511	H4 P 36 24V	28	70/75W	Super White	10	250/400	P 36
EMI-512	H4 P 36 24V	28	70/75W	Gold	10	250/400	P 36
EMI-513	H4 P 36 24V	28	100/90W	Clear	10	350/450	P 36
EMI-514	H4 P 36 24V	28	100/90W	Super White	10	350/450	P 36
EMI-515	H4 P 36 24V	28	100/90W	Gold	10	350/450	P 36
EMI-516	H4 P 36 24V	28	100/130W	Clear	10	450/650	P 36
EMI-517	H4 P 36 24V	28	100/130W	Super White	10	450/650	P 36
EMI-518	H4 P 36 24V	28	100/130W	Gold	10	450/650	P 36



H4 P36 BT0

Silver ions top for solfer light | Imported Quartz Glass Surface | Reliable quality

Rigorous testing ensures our bulbs will stand up to the wear and tear of everyday driving Maximized visibility without glare against oncoming traffic.



Up to
+100%
MORE LIGHT



Up to
+35m
MORE DISTANCE

PRODUCTS AUTOMOTIVE: M5

PRODUCT CODE	ITEMS	VOLTAGE (V)	WATTAGE (W)	COLOUR	PACK QTY.	AVERAGE LIFE (H)	BASE
EMI-601	M5 12V	13.2	35/35W	CLEAR	10	400	BTO
EMI-602	M5 12V	13.2	35/35W	BLUE	10	400	BTO
EMI-701	K.B	13.2	35/35W	CLEAR	10	400	BTO
EMI-702	K.B	13.2	35/35W	BLUE	10	400	BTO
EMI-801	HH	13.2	35/35W	CLEAR	10	400	BTO
EMI-802	HH	13.2	35/35W	BLUE	10	400	BTO

A unique blue cap on the bulb creates a cool blue effect in the headlamp's reflector in daytime Maximized visibility without glare against oncoming traffic.

Areas of Application:
Headlight Bulbs, Low Beam, High Beam, Fog Light



H4 M5 BTO Super White



H4 M5 BTO



H4 HH



H4 KB

AUTO ELECTRIC SPARE PARTS



Original equipment quality seal for the most reliable performance

H7 Xenon Halogen Light Quality Headlight Bulbs or Fog Light Bulbs.

- Get the bright white Xenon look
- High precision coating and high quality UV-Quartz glass.
- Original equipment quality seal for the most reliable performance

PRODUCTS AUTOMOTIVE: H7

PRODUCT CODE	ITEMS	VOLTAGE (V)	WATTAGE (W)	COLOUR	PACK QTY.	AVERAGE LIFE (H)	BASE
EMI-901	H412V	13.2	55W	CLEAR	10	450	PX26D
EMI-902	H412V	13.2	55W	BLUE	10	450	PX26D
EMI-903	H412V	13.2	100W	CLEAR	10	450	PX26D
EMI-904	H412V	13.2	100W	BLUE	10	450	PX26D
EMI-905	H424V	28	70W	CLEAR	10	450	PX26D
EMI-906	H424V	28	70W	BLUE	10	450	PX26D
EMI-907	H424V	28	100W	CLEAR	10	450	PX26D
EMI-908	H424V	28	100W	BLUE	10	450	PX26D



H7 Super White



H7 Clear



PRODUCTS AUTOMOTIVE: H8

PRODUCT CODE	ITEMS	VOLTAGE (V)	WATTAGE (W)	COLOUR	PACK QTY.	AVERAGE LIFE (H)	BASE
EMI-1001	H412V	13.2	55	CLEAR	10	500	PGJ19-1
EMI-1002	H412V	13.2	55	BLUE	10	500	PGJ19-1
EMI-1003	H412V	13.2	100	CLEAR	10	500	PGJ19-1
EMI-1004	H412V	13.2	100	BLUE	10	500	PGJ19-1



PRODUCTS AUTOMOTIVE: H11

EMI-1101	H412V	13.2	55	CLEAR	10	500	PGJ19-2
EMI-1102	H412V	13.2	55	BLUE	10	500	PGJ19-2
EMI-1103	H412V	13.2	100	CLEAR	10	500	PGJ19-2
EMI-1104	H412V	13.2	100	BLUE	10	500	PGJ19-2



PRODUCTS AUTOMOTIVE: H27

EMI-1201	H412V	12.8	27W	CLEAR	10	500	PGJ19-2
EMI-1202	H412V	12.8	27W	BLUE	10	500	PGJ19-2

H8, H11 & H27 are single filament lamps and has a special base which prevents the lamp terminals from corrosion. These lamps are generally used as combination lamps how ever these lamps at times are used as fog lamps too.



CLEAR GLASS

EMI-1301	9005 (HB1)	12.8	55W	CLEAR	10	450	P20D
EMI-1302	9005 (HB1)	12.8	55W	BLUE	10	450	P20D
EMI-1303	9005 (HB1)	12.8	100W	CLEAR	10	450	P20D
EMI-1304	9005 (HB1)	12.8	100W	BLUE	10	450	P20D
EMI-1401	9006 (HB1)	12.8	55W	CLEAR	10	450	P20D
EMI-1402	9006 (HB1)	12.8	55W	BLUE	10	450	P20D
EMI-1403	9006 (HB1)	12.8	100W	CLEAR	10	450	P20D
EMI-1404	9006 (HB1)	12.8	100W	BLUE	10	450	P20D



9000-series lamps (9005, 9006,) are widely used in the American market. They have bases which are designed for preventing the terminals from corrosion.

AUTO ELECTRIC SPARE PARTS



Head Lamp BTO With Shield



Head Lamp BTO



Head Lamp BPF



Head Lamp R2

HEAD LAMP

PRODUCT CODE	TYPE	VOLTS	WATTAGE (W)	SHELL DIA	BASE SHAPE
EMI-1501	BTO	12V	35/35 with shield	35MM	BA20D
EMI-1502	BTO	12V	35/35	35MM	BA20D
EMI-1503	BTO	12V	60/50	35MM	BA20D
EMI-1504	BTO	12V	80/80	35MM	BA20D
EMI-1601	1280- BPF	12V	50/60	28MM	PF22d P36T
EMI-1602	1280- BPF	12V	80/80	28MM	PF22d P36T
EMI-1701	R-2 New Model	12V	50/60	G-40	P45T
EMI-1702	R-2 New Model	12V	80/80	G-40	P45T
EMI-1703	R-2 P45T	12V	50/60	G-40	P45T Shield Type-Uz
EMI-1704	R-2 P45T	12V	80/80	G-40	P45T Shield Type-Uz

The technology changes have evolved combination lamps where in instead of dual filament lamp, two single filament lamps are used.

Lamps are used as a combination lamp for high end cars. It gives brighter light & increased visibility.





PRODUCTS TAIL LAMP & STOP LAMP

PRODUCT CODE	SAE	SPECIFICATION	WATTAGE (W)	COLOUR SHAPE	FILAMENT SHAPE	BULB SHAPE	BASE
EMI-1801	P21W / 1141	12V21W	21W	Clear	C-6	S-25	BA15D
EMI-1802	P21W / 1141	12V21W	21W	Amber	C-6	S-25	BA15D
EMI-1803	P21W / 1141	12V21W	21W	Green	C-6	S-25	BA15D
EMI-1804	P21W / 1141	12V21W	21W	Red	C-6	S-25	BA15D
EMI-1805	P21W / 1141	12V21W	21W	Blue	C-6	S-25	BA15D
EMI-1806	P21W / 1141	12V21W	21W	Yellow	C-6	S-25	BA15D
EMI-1901	P21W / 2441	24V21W	21W	Clear	C-6	S-25	BA15D
EMI-1902	P21W / 2441	24V21W	21W	Amber	C-6	S-25	BA15D
EMI-1903	P21W / 2441	24V21W	21W	Green	C-6	S-25	BA15D
EMI-1904	P21W / 2441	24V21W	21W	Red	C-6	S-25	BA15D
EMI-1905	P21W / 2441	24V21W	21W	Blue	C-6	S-25	BA15D
EMI-1906	P21W / 2441	24V21W	21W	Yellow	C-6	S-25	BA15D
EMI-2001	P21/5W / 1016	12V21/5W	21/5W	Clear	CC-6	S-25	BAY15D
EMI-2002	P21/5W / 1016	12V21/5W	21/5W	Amber	CC-6	S-25	BAY15D
EMI-2003	P21/5W / 1016	12V21/5W	21/5W	Green	CC-6	S-25	BAY15D
EMI-2004	P21/5W / 1016	12V21/5W	21/5W	Red	CC-6	S-25	BAY15D
EMI-2005	P21/5W / 1016	12V21/5W	21/5W	Blue	CC-6	S-25	BAY15D
EMI-2006	P21/5W / 1016	12V21/5W	21/5W	Yellow	CC-6	S-25	BAY15D
EMI-2101	P21/5W / 2416	24V21/5W	21/5W	Clear	CC-6	S-25	BAY15D
EMI-2102	P21/5W / 2416	24V21/5W	21/5W	Amber	CC-6	S-25	BAY15D
EMI-2103	P21/5W / 2416	24V21/5W	21/5W	Green	CC-6	S-25	BAY15D
EMI-2104	P21/5W / 2416	24V21/5W	21/5W	Red	CC-6	S-25	BAY15D
EMI-2105	P21/5W / 2416	24V21/5W	21/5W	Blue	CC-6	S-25	BAY15D
EMI-2106	P21/5W / 2416	24V21/5W	21/5W	Yellow	CC-6	S-25	BAY15D
EMI-2201	P21/5W / 1176	12V21/5W	21/5W	Clear	CC-6	S-25	BAY15D
EMI-2202	P21/5W / 1176	12V21/5W	21/5W	Amber	CC-6	S-25	BAY15D
EMI-2203	P21/5W / 1176	12V21/5W	21/5W	Green	CC-6	S-25	BAY15D
EMI-2204	P21/5W / 1176	12V21/5W	21/5W	Red	CC-6	S-25	BAY15D
EMI-2205	P21/5W / 1176	12V21/5W	21/5W	Blue	CC-6	S-25	BAY15D
EMI-2206	P21/5W / 1176	12V21/5W	21/5W	Yellow	CC-6	S-25	BAY15D

3156/3157 AUTO LAMPS

EMI-2301	3156	12V27W	C-6	S25	W2.5x16d
EMI-2302	3157	12V27/7W	CC-6	S25	W2.5x16q



AUTO ELECTRIC SPARE PARTS

PRODUCTS: MINIATURE LAMP

PRODUCT CODE	SAE	SPECIFICATION	WATTAGE (W)	COLOUR	FILAMENT SHAPE	BULB SHAPE	BASE SHAPE
EMI-2401	R5W / 67	12V5W	5W	Clear	C-6	G-18	BA15s
EMI-2402	R5W / 67	12V5W	5W	Amber	C-6	G-18	BA15s
EMI-2403	R5W / 67	12V5W	5W	Green	C-6	G-18	BA15s
EMI-2404	R5W / 67	12V5W	5W	Red	C-6	G-18	BA15s
EMI-2405	R5W / 67	12V5W	5W	Blue	C-6	G-18	BA15s
EMI-2406	R5W / 67	12V5W	5W	Yellow	C-6	G-18	BA15s
EMI-2407	R10W / 67	12V10W	10W	Clear	C-6	G-18	BA15s
EMI-2408	R10W / 67	12V10W	10W	Amber	C-6	G-18	BA15s
EMI-2409	R10W / 67	12V10W	10W	Green	C-6	G-18	BA15s
EMI-2410	R10W / 67	12V10W	10W	Red	C-6	G-18	BA15s
EMI-2411	R10W / 67	12V10W	10W	Blue	C-6	G-18	BA15s
EMI-2412	R10W / 67	12V10W	10W	Yellow	C-6	G-18	BA15s
EMI-2413	R10W / 67	24V5W	5W	Clear	C-6	G-18	BA15s
EMI-2414	R10W / 67	24V5W	5W	Amber	C-6	G-18	BA15s
EMI-2415	R10W / 67	24V5W	5W	Green	C-6	G-18	BA15s
EMI-2416	R10W / 67	24V5W	5W	Red	C-6	G-18	BA15s
EMI-2417	R10W / 67	24V5W	5W	Blue	C-6	G-18	BA15s
EMI-2418	R10W / 67	24V5W	5W	Yellow	C-6	G-18	BA15s
EMI-2501	T4W / TD	12V4W	4W	Clear	C-2R	T8.5	BA9S
EMI-2502	T4W / TD	12V4W	4W	Amber	C-2R	T8.5	BA9S
EMI-2503	T4W / TD	12V4W	4W	Green	C-2R	T8.5	BA9S
EMI-2504	T4W / TD	12V4W	4W	Red	C-2R	T8.5	BA9S
EMI-2505	T4W / TD	12V4W	4W	Blue	C-2R	T8.5	BA9S
EMI-2506	T4W / TD	12V4W	4W	Yellow	C-2R	T8.5	BA9S
EMI-2507	T4W / TD	24V4W	4W	Clear	C-2R	T8.5	BA9S
EMI-2508	T4W / TD	24V4W	4W	Amber	C-2R	T8.5	BA9S
EMI-2509	T4W / TD	24V4W	4W	Green	C-2R	T8.5	BA9S
EMI-2510	T4W / TD	24V4W	4W	Red	C-2R	T8.5	BA9S
EMI-2511	T4W / TD	24V4W	4W	Blue	C-2R	T8.5	BA9S
EMI-2512	T4W / TD	24V4W	4W	Yellow	C-2R	T8.5	BA9S
EMI-2601	T4W / TM	12V4W	4W	Clear		T6.8	BA7S
EMI-2602	T4W / TM	12V4W	4W	Amber		T6.8	BA7S
EMI-2603	T4W / TM	12V4W	4W	Green		T6.8	BA7S
EMI-2604	T4W / TM	12V4W	4W	Red		T6.8	BA7S
EMI-2605	T4W / TM	12V4W	4W	Blue		T6.8	BA7S
EMI-2606	T4W / TM	12V4W	4W	Yellow		T6.8	BA7S
EMI-2607	T4W / TM	24V4W	4W	Clear		T6.8	BA7S
EMI-2608	T4W / TM	24V4W	4W	Amber		T6.8	BA7S
EMI-2609	T4W / TM	24V4W	4W	Green		T6.8	BA7S
EMI-2610	T4W / TM	24V4W	4W	Red		T6.8	BA7S
EMI-2611	T4W / TM	24V4W	4W	Blue		T6.8	BA7S
EMI-2612	T4W / TM	24V4W	4W	Yellow		T6.8	BA7S



Miniature Lamp R5W/67



Miniature Lamp R5W/67 Clear



Miniature Lamp T4W/TD



Miniature Lamp T4W/TM



PRODUCTS: T-SERIES BULBS

PRODUCT CODE	SAE	SPECIFICATION	WATTAGE (W)	COLOUR SHAPE	FILAMENT SHAPE	BULB BASE SHAPE
EMI-2701	T-5	12V2W	2W	Clear	C-2V	T-5W2x4.6d
EMI-2702	T-5	12V2W	2W	Amber	C-2V	T-5W2x4.6d
EMI-2703	T-5	12V2W	2W	Blue	C-2V	T-5W2x4.6d
EMI-2704	T-5	24V2W	2W	Clear	C-2V	T-5W2x4.6d
EMI-2705	T-5	24V2W	2W	Amber	C-2V	T-5W2x4.6d
EMI-2706	T-5	24V2W	2W	Blue	C-2V	T-5W2x4.6d
EMI-2801	T-10	12V2W	2W	Clear	C-2V	T-5W2.1x9.5d
EMI-2802	T-10	12V2W	2W	Amber	C-2V	T-5W2.1x9.5d
EMI-2803	T-10	12V2W	2W	Blue	C-2V	T-5W2.1x9.5d
EMI-2804	T-10	12V2W	2W	Red	C-2V	T-5W2.1x9.5d
EMI-2805	T-10	24V2W	2W	Clear	C-2V	T-5W2.1x9.5d
EMI-2806	T-10	24V2W	2W	Amber	C-2V	T-5W2.1x9.5d
EMI-2807	T-10	24V2W	2W	Blue	C-2V	T-5W2.1x9.5d
EMI-2808	T-10	24V2W	2W	Red	C-2V	T-5W2.1x9.5d
EMI-2901	T-13	12V16W	16W	Clear	C-2V	T-13W2.1x9.5d
EMI-2902	T-13	12V16W	16W	Amber	C-2V	T-13W2.1x9.5d
EMI-2903	T-13	12V16W	16W	Blue	C-2V	T-13W2.1x9.5d
EMI-2904	T-13	12V16W	16W	Red	C-2V	T-13W2.1x9.5d
EMI-3001	T-15	12V16W	16W	Clear	C-2V	T-13W2.1x9.5d
EMI-3002	T-15	12V16W	16W	Amber	C-2V	T-13W2.1x9.5d
EMI-3003	T-15	12V16W	16W	Blue	C-2V	T-13W2.1x9.5d
EMI-3004	T-15	12V16W	16W	Red	C-2V	T-13W2.1x9.5d
EMI-3101	T-20	12V21W	W21W	Clear	C-2V	T-20W3x16d
EMI-3102	T-20	12V21W	W21W	Amber	C-2V	T-20W3x16d
EMI-3103	T-20	12V21W	W21W	Blue	C-2V	T-20W3x16d
EMI-3104	T-20	12V21W	W21W	Red	C-2V	T-20W3x16d
EMI-3201	T-21	12V21/5W	W21/5W	Clear	C-2V	T-21W3x16q
EMI-3202	T-21	12V21/5W	W21/5W	Amber	C-2V	T-21W3x16q
EMI-3203	T-21	12V21/5W	W21/5W	Blue	C-2V	T-21W3x16q
EMI-3204	T-21	12V21/5W	W21/5W	Red	C-2V	T-21W3x16q

AUTO ELECTRIC SPARE PARTS

LED LAMPS



Product Code:
EMI-3301

T15 9LED WHITE

T15HIGH POWER

Mode: T15
Base: W2.1x9.5d
Color: Red Yellow Blue Green
Of LED: 9LED
Voltage: 12V



Product Code:
EMI-3302

T20 8LED WHITE

T20HIGH POWER

Mode: T20High power
Base: W3x16d/W3x16q
Color: Red Yellow Blue Green
Of LED: 8LED
Voltage: 12V



Product Code: EMI-3303

1156/1157/T20 HIGH POWER LED

Model: 1156/1157/T20 3x1W
Base: W3x16q
Color: Red Yellow Blue Green White
Voltage: 12V



Product Code: EMI-3304

T10/1156/1157/T20 HIGH POWER

Model: T10 2W, 1156/1157 3.5W, T20(921) 3.5W
Base: W2.1x9.5D/BA 15S/BAY 15D
Color: Red Yellow Blue Green White



Product Code: EMI-3306

FESTOON/T10/BA9S HIGH POWER LED

Model: Festoon/ 1W&2W, T10 1W, BA9S 1W
Base: SV8.5/W2.1x9.5D/BA9S
Color: Red Yellow Blue Green White
Voltage: 12V



Product Code:
EMI-3305

G18 8LED White
G18

Model: G18(Bay 15D), G18(DA15S)
Color: Red Yellow Blue Green White Orange Purple
Of LED: 8LEDS, 5LEDS
Voltage: DC 12V, DC 24V

FESTOON LED



T10X31
6 LED



T10X31
12SMD




T8X28
8SMD



Product Code:
EMI-3308

Product Code: EMI-3307

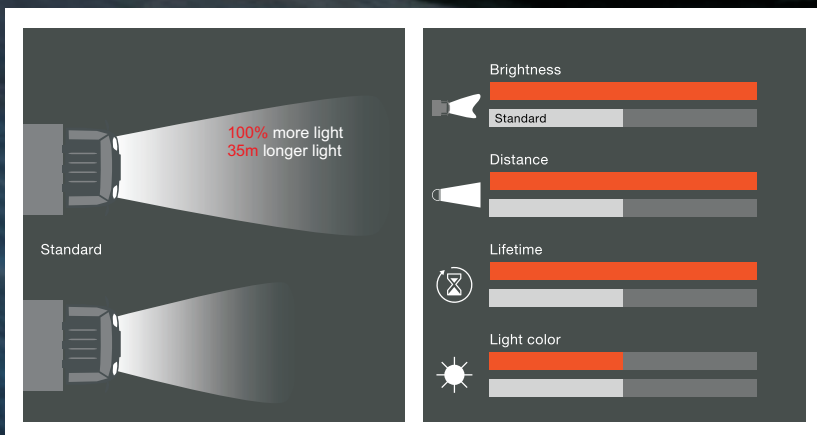


FESTOON BULB

PRODUCT CODE	SAE	VOLTS	WATTAGE (W)	SHELL DIA	BASE SHAPE
EMI-3401	12842	12V	5	7.5MM	SV7
EMI-3402	12844	12V	5	10.5MM	SV8.5
EMI-3403	12864	12V	5/10	10.5MM	SV8.5
EMI-3404	12866	12V	10	15.5MM	SV8.5

BUS AND TRUCKS LAMPS

24Volt



HALOGEN LAMP



P43T 24 V 100/90




P43T 24 V 100/130



P43T 24 V Super White 100/90

TAIL LAMP/STOP LAMP



P21W / 2441



P21W / 2441 Amber




P21W / 2441 Yellow



P21 / 5W / 2416

MINIATURE LAMP



R5W / 2467



R5W / 2467 Amber



T4W / TD



T4W / TM

MODEL	VOLTAGE/WATTAGE	
H4P43T	12V/100/90W	Headlight
H4P43T	24V/100/90W	Headlight
2441-Clear	24V-21W	Tail Light
2441-Amber	24V-21W	Tail Light
2416-Clear	24V-21/5W	Stop Lamp

MODEL	VOLTAGE/WATTAGE	
2416-Amber	24V-21/5W	Stop Lamp
2467-Clear	24V-5W	Blinker
2467-Amber	24V-5W	Blinker
TD-Clear	24V-5W	Meeter Bulb
TD-Amber	24V-5W	Meeter Bulb

Special blend of Xenon pressurized gasses which increases brightness, color, and bulb life and lighting the road of any kind of hazards before any other halogen bulb could.

24V COMMERCIAL VEHICLES

Headlamp

H4 H1 H7

Front/Side

T4W / TD T10

Panel

T4W/TD T5 R5W/67

Interior

12842 T4W / TD

Front Indicator

H1 P21W P21/5W P21W

Fog Light

H1 H3 H7

Rear Indicator

H1 P21W P21/5W P21W

Rear Fog, reverse

P21W/2441 P21W/2441

Outline Marker

T4W/TD T4W/TM 12842

Number Plate

T4W/TD T4W/TM 12842 T10

Tail


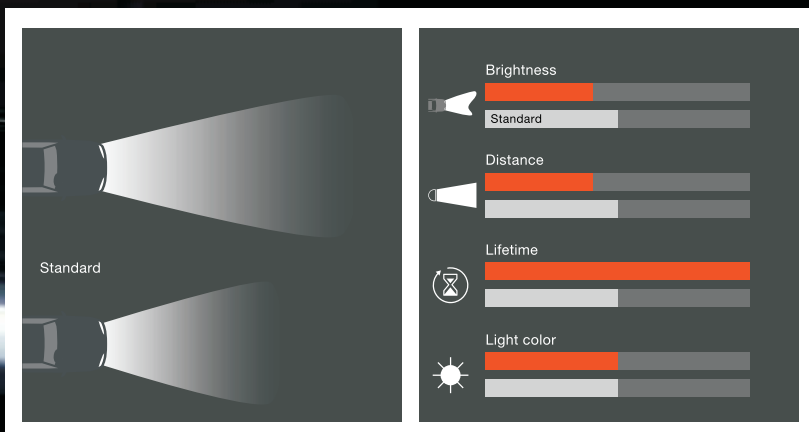
T4W/TD T4W/TM

Brake/Tail

P21W P21W P21/5W

CAR LAMPS

12 Volt



MARUTI	Head Light	Fog Light
WAGON R VXi	H4 2 Nos.	H3 2 Nos.
WAGON R Lxi	H4 2 Nos.	H3 2 Nos.
SWIFT Zxi	H4 2 Nos.	H8,P21W 2 Nos.
SWIFT Vxi	H4 2 Nos.	H8,P21W
SWIFT Dezire	H4 2 Nos.	H8 2 Nos.
ZEN Lxi	H4 2 Nos.	H3 2 Nos.
ZEN Estilo	H4 2 Nos.	H8 2 Nos.
OMNI E	45/40W 2 Nos.	H3 2 Nos.
VERSA DX	H4 2 Nos.	H3 2 Nos.
VERSA DX std	H4 2 Nos.	H3 2 Nos.
ALTO Lxi	H4 2 Nos.	H3 2 Nos.
ALTO LX	H4 2 Nos.	H3 2 Nos.
ALTO VLxi	H4 2 Nos.	H3 2 Nos.
BOLERO Altra	H4 2 Nos.	H3 2 Nos.
BOLERO Lxi	H4 2 Nos.	H3 2 Nos.
SX4	H4 2 Nos.	H8 2 Nos.
ESTEEM Vxi	H4 2 Nos.	H1 2Nos.
A-STAR	H4 2 Nos.	H8 2 Nos.
RITZ lxi	H4 2 Nos.	H8 2 Nos.
RITZ Vxi	H4 2 Nos.	H8 2 Nos.
RITZ Zxi	H4 2 Nos.	H8 2 Nos.
800 BHARAT II	H4 2 Nos.	H8 2 Nos.

TATA	Head Light	Fog Light
INDIGO LX	H4 2 Nos.	H3 2 Nos.
INDIGO CS	H4 2 Nos.	H11 2Nos.
MARINA LS	H4 2 Nos.	H11 2Nos.
DICOR	H4 2 Nos.	H3 2 Nos.
GRAND	H1 2+2, H7	H3 2 Nos.
XETA	H4 2 Nos.	H3 2 Nos.
DEL	H4 2 Nos.	H3 2 Nos.
SUMO GRANDE	H4 2 Nos.	H11 2Nos.
SUMO SA	H4 2 Nos.	H3 2 Nos.
SUMO Ezi	H4 2 Nos.	H3 2 Nos.
SUMO SPACIO	H4 2 Nos.	H3 2 Nos.
SAFARI	H4 2 Nos.	H1 2Nos.
INDICA VISTA	H1,H7 2+2, H7	H11 2Nos.
INDIGO MANZA	H1,H7 2+2, H7	H11 2Nos.
XENON	H4 2 Nos.	H11 2Nos.
NANO	H4 2 Nos.	H3 2 Nos.

OPEL	Head Light	Fog Light
OPEL Gsi	H4 2 Nos.
OPEL Corsa SAIL	H4 2 Nos.

HONDA	Head Light	Fog Light
City CBT	H4 2 Nos.	H11 2Nos.
City Exi	H4 2 Nos.	H11 2Nos.
City Gxi	H4 2 Nos.
New CRV (M/T)	H1 2+2	P21W 1No.
New CRV (A/T)	H1 2+2	HB4 2 Nos, P21W 1 No.
ACCORD	HB4,HB3 2+2	35W 2 Nos. 21W 1 No.
ACCORD V6	HB4,HB3 2+2	35W 2 Nos. 21W 1 No.
City DX	H4 2 Nos.
CIVIC	HB4,HB3 2+2	H11 2Nos.
City i-VTEC	H4 2 Nos.	H11 2Nos.
CR-V	H1,HB4 2+2	HB4 2 Nos.
Jazz i-VTEC	H4 2 Nos.	H11 2Nos.

FIAT	Head Light	Fog Light
Palio ELPS	H1 2+2, H7	H3 2Nos.
Palio ELX	H1 2+2, H7	H3 2Nos.
Patra ELX	H1 2+2, H7	H3 2Nos.
Premier Padmini	H4,P45T 2 Nos.
Linea	H1 2+2, H7	H11 2Nos.
Grande Punto	H4 2 Nos.	H11 2Nos.
Fiat 500	H4 2 Nos.	H11 2Nos.

MERCEDES BENZ	Head Light	Fog Light
C-Class	H7x4 4 Nos.	HB4 2Nos.
E-Class	H7x4 4 Nos.	H11 2Nos.

TOYOTA	Head Light	Fog Light
Innova G	H4 2 Nos.
Innova V	H4 2 Nos.	HB4 2Nos.
Innova E	H4 2 Nos.
Camry	HB3,HB4,2+2	H3 2 Nos.
Corolla Altis	HB3, 2 Nos.	H11 2Nos.
Fortuner	HB3,HB4,2+2	H11 2Nos.

HYUNDAI	Head Light	Fog Light
Accent Viva	H4 2 Nos.	H27W 2 Nos.
Accent Viva CRDI	H4 2 Nos.	H27W 2 Nos.
Accent GLS	H4 2 Nos.	H27W 2 Nos.
Accent GVS	H4 2 Nos.	H27W 2 Nos.
Santro Xing XG	H4 2 Nos.	H27W 2 Nos.
Santro Xing XS	H4 2 Nos.	H27W 2 Nos.
Santro Xing XE	H4 2 Nos.	H27W 2 Nos.
Santro Xing XP	H4 2 Nos.	H27W 2 Nos.
Santro Zip Plus	H4 2 Nos.	H27W 2 Nos.
Gets	H4 2 Nos.	H27W 2 Nos.
Assent Elantra	H1 2+2, H7
Tuscon	H4 2 Nos.
i10	H4 2 Nos.	H27W 2 Nos.
i20	H4 2 Nos.	H27W 2 Nos.
Sonata	H1 2+2, H7
Sonata Transform	H1 2+2, H7

FORD	Head Light	Fog Light
Icon Zxi	H4 2 Nos.	H1 2Nos.
Icon Flair	H4 2 Nos.	H1 2Nos.
Icon Nxt	H4 2 Nos.	H1 2Nos.
Icon CLXi	H4 2 Nos.	H1 2Nos.
Fusion	H4 2 Nos.	H1 2Nos.
Fusion Plus	H4 2 Nos.	H8 2 Nos. 21W 2Nos.
Endeavour XLT	H4 2 Nos.	H11 2Nos.
Ford Fiesta	H1 2+2, H7	H8 2Nos.


CHEVROLET	Head Light	Fog Light
Optar	H1 2+2, H7	H27 2 Nos.
Optar Magnum	H4 2 Nos.
U-VA	H4 2 Nos.
SR-X	H4 2 Nos.
Spark	H4 2 Nos.
Captiva	H7,H7 2+2
Tavera	H4 2 Nos.
Cruze	H4 2 Nos.	H8 2Nos.

MITSUBISHI	Head Light	Fog Light
Montero A/T	H1,2 Nos.	HB4 2Nos.
Montero M/T	H4 2 Nos.	H1 2Nos.
Pajero	H4 2 Nos.
Lancer	H4 2 Nos.	H3 2Nos.
Lancer Cedia	H4 2 Nos.	H1 2Nos.

SKODA	Head Light	Fog Light
Octavia	H4 2 Nos.	H1 2Nos.
Superb	H1, 2 +2	H1 2Nos.
Laura Elegance	H1 2+2, H7	H8 2Nos.
Laura Ambiance	H1, 2+2, H7	H8 2Nos.
Laura L&K	H1	H8 2Nos.
Fabia	H4 2 Nos.	H8 2Nos.

VOLKSWAGEN	Head Light	Fog Light
Jetta	H1, 2NOS, H7 2	H8 2Nos.
Passat	H1, 2NOS, H7 2	H8 2Nos.

HALOGEN LAMPS



TAIL LAMP/STOP LAMP



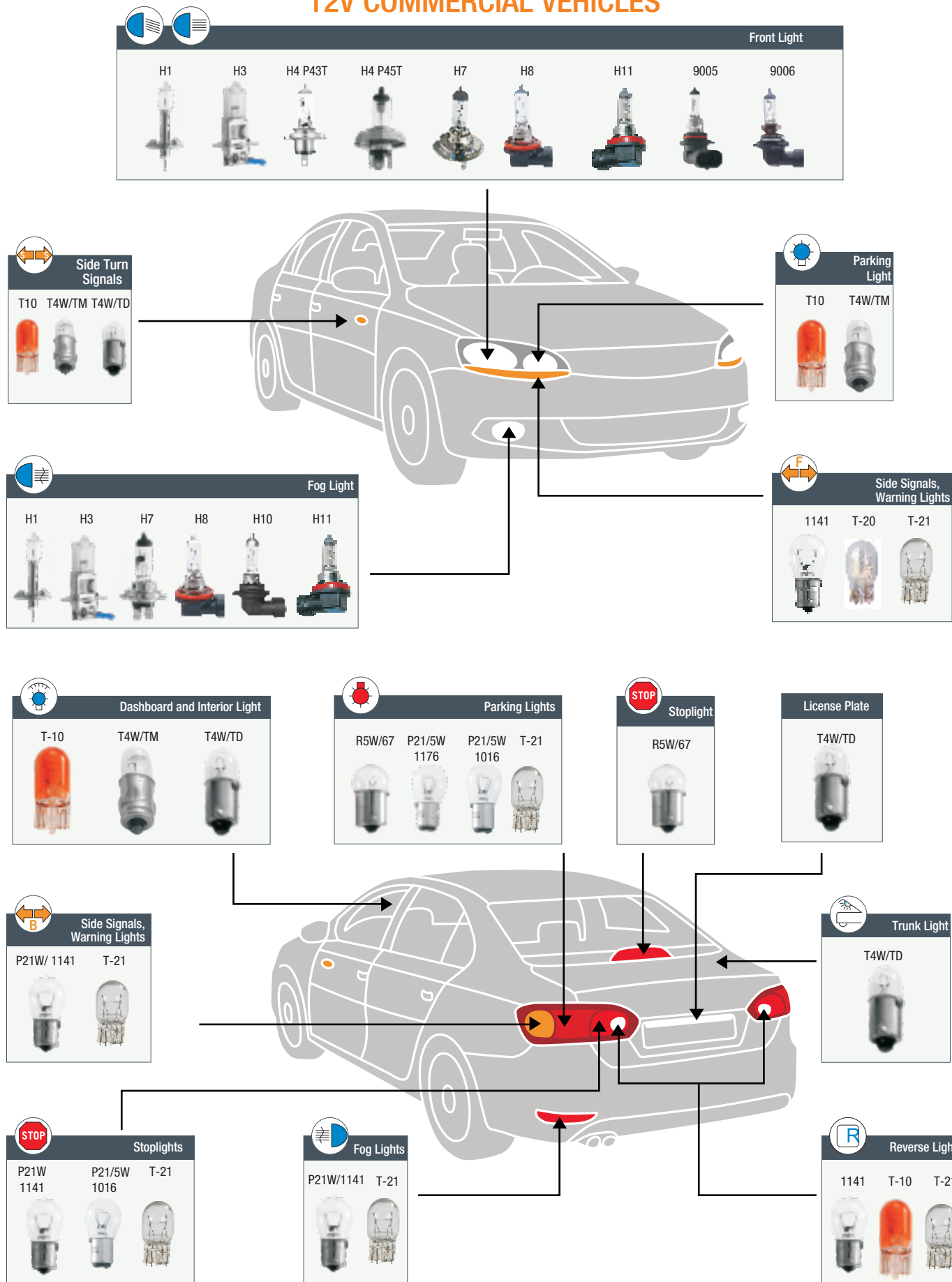
FOG LAMP



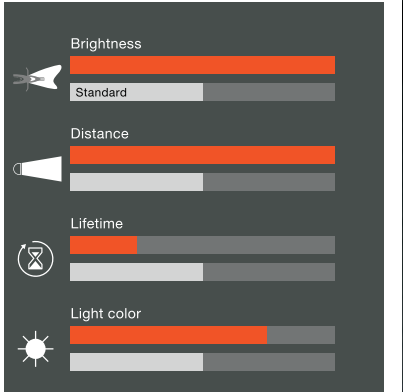
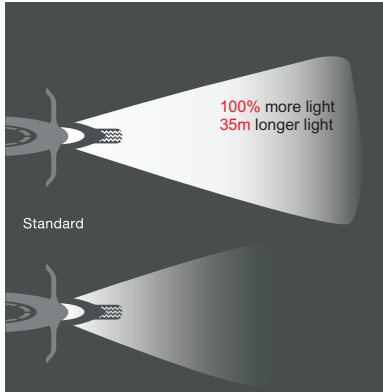
T-Series



12V COMMERCIAL VEHICLES



TWO WHEELER LAMPS 12Volt



Bajaj			
Pulsar 135/150 KS	H4P43T	12V-35/35W	1 Nos
220CC/NS200	H4P43T	12V-35/35W	1 Nos
DTS-I/180/200	H4P43T	12V-35/35W	1 Nos
Discover 125 /135 CC	H4P43T	12V-35/35W	1 Nos
Platina	H4P43T	12V-35/35W	1 Nos
Caliber	H4P43T	12V-35/35W	1 Nos
Bajaj Boxer CT	H4P43T	12V-35/35W	1 Nos
Caliber Chroma	H4P43T	12V-35/35W	1 Nos
Eliminator	H4P43T	12V-35/35W	1 Nos
Wind 125	H4P43T	12V-35/35W	1 Nos
Avenger	H4P43T	12V-35/35W	1 Nos
Pulsar 220F	H7	12V-55W	1 Nos
Pulsar 220F	H7 Premium	12V-55W	1 Nos

Hero Honda			
Karizma	H4P43T	12V-35/35W	1 Nos.
CBZ	H4P43T	12V-35/35W	1 Nos.
Ambition	H4P43T	12V-35/35W	1 Nos.
Passion/Plus/ Pro	H4P43T	12V-35/35W	1 Nos.
CD 100/Down/Delux	H4P43T	12V-35/35W	1 Nos.
Splendour/Plus/Pro	H4P43T	12V-35/35W	1 Nos.

Yamaha			
FZ/FZ1/R15	H4P43T	12V-35/35W	1 Nos.
Fazer	H4P43T	12V-35/35W	2 Nos.
Crux	BTO	12V-35/35W	1 Nos.
Gladiator	H4P43T	12V-35/35W	1 Nos.
YBR	H4P43T	12V-35/35W	1 Nos.
SZ	BTO	12V-35/35W	1 Nos.

Honda			
Activa 125 New	H4P43T	12V-35/35W	1 Nos.

LML Scooter			
Crafter	H4P43T	12V-35/35W	1 Nos.
Freedom 125/DLX	H4P43T	12V-35/35W	1 Nos.
T5/Select	H4P45T	12V-35/35W	1 Nos.

TVS			
Fiero/F2	H4P43T	12V-35/35W	1 Nos.
Victor	H4P43T	12V-35/35W	1 Nos.
Apache	H4P43T	12V-35/35W	1 Nos.

Bullet			
New Model Eletra/Classic	H4P43T	12V-35/35W	1 Nos.
Old Model Eletra/Classic	H4P36T	12V-35/35W	1 Nos.
Royal Enfield Bullet	BTO	12V-35/35W	1 Nos.

Chetak			
2 Strock	M5	12V-35/35W	1 Nos.
4 Strock	M5	12V-35/35W	1 Nos.

All old Versin Bike And Scooter			
Kawasaki Bajaj.RTZ./4S/Suzuki Sumurai	M5KB/Herohonda	12V-35/35W	1 Nos.
YamahaRXG/RXZ/RX135 (Old)	M5KB/Herohonda	12V-35/35W	1 Nos.
Hero Honda Splender(Old)	M5KB/Herohonda	12V-35/35W	1 Nos.
CBZ (Old)	M5KB/Herohonda	12V-35/35W	1 Nos.

Bike Section Indicator/Meter/Stop Lamp/ Headlight Eye Bulbs			
Model	lamps name	Vattage/Wottage	nos,
All Indicator Bike	67	12V-21/10W	4 Nos
Pulsar bike Headlight Eye	TD	12V-21/5W	2 Nos
Stop Lamp Bulbs	1016	12V-21/5W	1 Nos
Meter Bulbs	T10	12V-21/2W	1 Nos
Meter Bulbs	TM	12V-21/2W	1 Nos


HALOGEN LAMPS



H1



H1 Super White



H4 P43T



H4 P43T



H4 P43T Gold



H4 P43T Super White



H7 Super White



H7



H4 M5 BTO Super White



H4 M5 BTO

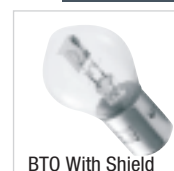


H4 KB



H4 HH

HEAD LAMP BTO



BTO With Shield



BTO

TAIL LAMP/STOP LAMP



P21W 1141



P21W 1141 Amber



P21W 1141 Yellow



P21 / 5W 1016

MINIATURE LAMP



R5W / 67



R5W /67 Amber






T4W / TD



T4W / TM

MOTORCYCLES





MODEL	VOLTAGE/ WATTAGE	
H4P36T	12V/100/90W	Headlight
H4P36T	24V/100/90W	Headlight
H4 BTO	12V/100/90W	Headlight
H4 BTO	24V/100/90W	Headlight
P45T (R2)	12V/50/60W	Headlight
P45T (R2)	12V/80/80W	Headlight
HEADLAMP BTO	12V/50/60W	Headlight
1260	12V/50/60W	Headlight
1280	12V/80/80W	Headlight
1280 BPF	12V/80/80W	Headlight

MODEL	VOLTAGE/ WATTAGE	
2480 BPF	24V/80/80W	Headlight
H3 -	12V/55W	Fog Light
1141-Clear	12V-21W	Tail Light
1141-Amber	12V-21W	Tail Light
1016-Clear	12V-21/5W	Stop Lamp
1016-Amber	12V-21/5W	Stop Lamp
67-Clear	12V-21/5W	Blinker
67-Amber	12V-21/5W	Blinker
TD-Clear	12V-21/2W	Meeter Bulb
TD-Amber	12V-21/2W	Meeter Bulb


HALOGEN LAMP



H3



H3 Super White



H4 P43T



H4 BTO



H4 P36

HEAD LAMP



BTO



BPF



R2

TAIL LAMP/STOP LAMP



P21W
1141



P21W
1141 Amber



P21W
1141 Yellow



P21 / 5W
1016

MINIATURE LAMP



R5W / 67



R5W / 67 Amber



T4W / TD



T4W / TM

COMMERCIAL VEHICLES

HEAD LAMP ASSY Suitable For 407 / 609 / 709

Product Code. **EMI-3501**

Bulb Fitment	Traffic	Parking
H4 P45T OR P43T	LHT Or RHT	WITH

Options : 12V OR 24V

Provides a brighter, crisper and whiter light output, closer to the color temperature of daylight, dramatically improving light projection distance and overall visibility



HEAD LAMP ASSY Suitable For 1312 / 1516 / 1613

Product Code. **EMI-3502**

Bulb Fitment	Traffic	Parking
H4 P45T OR P43T	LHT Or RHT	WITH

Options : 12V OR 24V

Excellent option for light, medium and heavy-duty trucks, off-road vehicles.



HEAD LAMP ASSY Suitable For 1312 / 2416

Product Code. **EMI-3503**

Bulb Fitment	Traffic	Parking
H4 P45T OR P43T	LHT Or RHT	WITH

Options : 12V OR 24V

Metalized reflector optics provide a lighting experience that smooth and clean across the driving surface



H.L. ASSY. LEYLAND, BEDFORD TRUCKS

Product Code. **EMI-3504**

Bulb Fitment	Traffic	Parking
P45T	LHT Or RHT	WITH

Options : 12V OR 24V

New, clear lenses ensure full illumination and maximum safety



Low Power Consumption with High Brightness

MINI BOSS

Product Code. **EMI-3601**

Bulb Fitment	Traffic	Size	Lence	Finish
P45T	LHT Or RHT	150dia	Clear/Yellow	Black PC/Chrome

Options : 12V OR 24V

Increase driver safety and comfort with less eye fatigue under year-round weather conditions including fog, rain, dust, or snow



HIGH POWER SPOT LAMP 154mm

Product Code. **EMI-3602**

Bulb Fitment	Traffic	Size	Lence	Finish
P45T/P43T/BPF	LHT Or RHT	150dia	Clear/Yellow	Black PC

Options : 12V OR 24V



Auxiliary Lamp LED

94mm HUNTER LED

Product Code. **EMI-3701**

Bulb Fitment	Traffic	Size	Finish
LED	LHT Or RHT	94mm	Black PC/Chrome

Options : 12V OR 24V

Stability and Safety with Strong Housing Material:Dustproof, Shakeproof and Waterproof



94mm HUNTER LED

Product Code. **EMI-3702**

Bulb Fitment	Traffic	Size	Finish
LED 3	LHT Or RHT	94mm	Black PC/Chrome

Options : 12V OR 24V



HIGH FLEXIBILITY

100mm HUNTER LED

Product Code. **EMI-3703**

Bulb Fitment	Traffic	Size	Finish
LED 4	LHT Or RHT	100mm	Black PC/Chrome

Options : 12V OR 24V



High Efficiency of Heat Dissipation

Auxiliary Lamp

94mm HUNTER

Product Code. **EMI-3801**

Bulb Fitment	Traffic	Size	Lence	Finish
H3	LHT Or RHT	94mm	Clear/Yellow/Rainbow	Black PC/Chrome

Options : 12V OR 24V



94mm HUNTER DIAMOND CUT

Product Code. **EMI-3802**

Bulb Fitment	Traffic	Size	Lence	Finish
H3	LHT Or RHT	94mm	Clear/Yellow/Rainbow	Black PC/Chrome

Options : 12V OR 24V



Easy installation, For Plug and Play installation

100mm

Product Code. **EMI-3803**

Bulb Fitment	Traffic	Size	Lence	Finish
H3	LHT Or RHT	100mm	Clear/Yellow/Rainbow	Black PC/Chrome

Options : 12V OR 24V



Durable, weatherproof, molded rubber housing.

110mm

Product Code. **EMI-3804**

Bulb Fitment	Traffic	Size	Lence	Finish
H3	LHT Or RHT	110mm	Clear/Yellow/Rainbow	Black PC/Chrome

Options : 12V OR 24V



222mm

Product Code. **EMI-3805**

Bulb Fitment	Traffic	Size	Lence	Finish
H3	LHT Or RHT	80mm	Clear/Yellow/Rainbow	Black PC/Chrome

Options : 12V OR 24V



444mm

Product Code. **EMI-3806**

Bulb Fitment	Traffic	Size	Lence	Finish
H3	LHT Or RHT	131mm	Clear/Yellow/Rainbow	Black PC/Chrome

Options : 12V OR 24V



PLOW LAMP

Product Code. **EMI-3807**

Bulb Fitment	Traffic	Size	Finish
H3	LHT Or RHT	131mm	Black PC/Chrome

Options : 12V OR 24V



Tail Light Assembly

Rear Combination Lamp for
LCV/HCV Truck Conventional
TATA

Bulb Fitment

P21W 12V, P21/5W 12V

P21W 24V, P21/5W 24V



Product Code. **EMI-3901**

Exact replacement for factory assembly

Rear Combination Lamp for
LCV/HCV Truck Conventional
CANTER

Bulb Fitment

P21W 12V, P21/5W 12V

P21W 24V, P21/5W 24V



Product Code. **EMI-4001**

Precisely Engineered & Vehicled Test Fitted

Rear Combination Lamp for
LCV/HCV Truck Conventional
ASHOKA LEYLAND

Bulb Fitment

P21W 12V, P21/5W 12V

P21W 24V, P21/5W 24V



Product Code. **EMI-4101**

Extensive Testing to ensure the best quality, safety and durability

**Tata Ace
Tail Light Assembly**



Product Code. **EMI-4201**

Bulb Fitment

P21W 12V, P21/5W 12V

**Bajaj Three Wheeler
Tail Light Assembly**



Product Code. **EMI-4301**

Bulb Fitment

P21W 12V, P21/5W 12V

**Ape Three Wheeler
Tail Light Assembly**



Product Code. **EMI-4401**

Bulb Fitment

P21W 12V, P21/5W 12V

Precisely engineered and vehicle test fitted



SIDE VIEW MIRROR

- * SIDE MIRROR 1312 CONVEX
- * SIDE MIRROR 1109/CANTER JUMBO
- * SIDE MIRROR TATA 709
- * SIDE MIRROR CANTER W/ROD
- * SIDE MIRROR CANTER W/ROD

- Slightly larger mirror face than the standard rearview mirror, and adjusts to driver's height - FMV approved
- Perfect fit for all vehicles with standard mirror mount
- Installs effortlessly using only a screw driver
- Average of 40 percent savings over dealer replacement
- Manual thumb switch switches from day to night setting for more comfortable driving

Product Code. **EMI-4501**



Product Code. **EMI-4601**



Product Code. **EMI-4603**



Product Code. **EMI-4602**

LED ROOF LIGHT

EYE CAT LED




Product Code. **EMI-4701**

FOOTBALL LIGHT LED



Product Code. **EMI-4801**

STAR LIGHT LED



Product Code. **EMI-4901**

KIRAN LIGHT LED



Product Code. **EMI-5001**

KIRAN LIGHT



Product Code. **EMI-5101**

555



Product Code. **EMI-5201**

556



Product Code. **EMI-5202**

AUTO ELECTRIC SPARE PARTS

HORN



S90

Product Code. **EMI-5301/5302**



S74

Product Code. **EMI-5303/5304**



CLASSIC BLACK

Product Code. **EMI-5305**



RED GRILL

Product Code. **EMI-5306**



WINDTON

Product Code. **EMI-5307**

Black Coated Metal body with a Red Protective Grille for a distinctive and stylish look

Loud and powerful Dual Supertone Horns add a level of safety to your driving of sound

HORNS	RECOMMEND		VOLTAGE	AMP.
CLASSIS	BIKE, CAR	HIGH TON	12V	2.25
RED GRILL	BIKE, CAR	HIGH TON	12V	2.25
PULSUR	BIKE	HIGH TON	12V	2.25
HERO HONDA	BIKE	HIGH TON	12V	2.25
M-100	BIKE, CAR, JEEP, TRUCK	HIGH TON	12V	3
S-74	BIKE, CAR	HIGH TON	12V	
S-90	BIKE, CAR	HIGH TON	12V	
DOUBLE COIL	BIKE, CAR, JEEP, TRUCK, BUS	HIGH TON	12V	2.5
M-100 SET	BIKE, CAR, JEEP, TRUCK	HIGH TONE	12V	2.5
		LOW TONE	12V	5.5
DOUBLE COIL SET	BIKE, CAR, JEEP, TRUCK, BUS	LOW TONE	12V	
		HIGH TONE		5
CLASSIS SET	BIKE, CAR	LOW TONE	12V	
		HIGH TONE		4
RED GRILL SET	BIKE, CAR	LOW TONE	12V	
		HIGH TONE		4
WINDTON SET	BIKE, CAR	LOW TONE	12V	
		HIGH TONE		6

HOLDER

Product Code. EMI-5401-2



3 PIN HOLDER

Product Code. EMI-5403



H1 HOLDER

Product Code. EMI-5404



H3 HOLDER

Product Code. EMI-5405



H7 HOLDER

Product Code. EMI-5406



H8 HOLDER

Product Code. EMI-5407




9005 HOLDER

Product Code. EMI-5408



9006 HOLDER

Product Code. EMI-5409



FUSE HOLDER

Product Code. EMI-5410



5 PIN HOLDER

Product Code. EMI-5411



TAIL LIGHT/STOP LAMP HOLDER

AUTO ELECTRIC SPARE PARTS

MUSICAL TUNER 4, 5 WAY 12V



Product Code. **EMI-5501**

COMBINATION SWITCH 1612 TC



Product Code. **EMI-5601**

COMBINATION SWITCH Ashoka Leyland



Product Code. **EMI-5701**

Turn Signal, Cruise Control, Wiper Delay, Washer, Hazard, Headlight High Low Beam

AUTOMOTIVE RELAY



Electric Relay

Multy Purpose 4 Pin Relays
12V 40A 4 Pin
24V 20A 4 Pin

Multy Purpose 5 Pin Relays
12V 40A 5 Pin
24V 20A 5 Pin
Multy Purpose Micro 4 Pin

Product Code. **EMI-5801**



Relays

12V 4 Pin 12V 5 Pin
24V 4 Pin 24V 5 Pin

Product Code. **EMI-5802**

Activa Relay

12V 4 Pin

Product Code. **EMI-5803**



Head Light Relay

12V 400W, 24V 400W

Product Code. **EMI-5804**



Product Code. **EMI-5901**

FLASHAR



Pino Switch

Product Code **EMI-6001**



Starter Button Brass Body

Product Code **EMI-6101**




Tongle Switch

Product Code **EMI-6202**



Head Light Switch Universal

Product Code **EMI-6301**



Head Light Switch L Type

Product Code **EMI-6302**



Push Ideal

Product Code **EMI-6401**




Push Pull

Product Code **EMI-6501**

High quality material, Turns one fuse slot into two!

Fuse 10, 15, 20, 25, 30,
35, 40, 45 Ampr.



Product Code **EMI-6601**

Mini Fuse 10, 15, 20, 25,
30, 35, 40, 45 Ampr.



Product Code **EMI-6701**


Glass Fuse



Product Code **EMI-6801**

TATA FUSE BOX

Automotive fuse box, suitable for middle-sized blade fuses.



Product Code **EMI-6901**



Product Code **EMI-7001**

AUTO WIRE



Product Code **EMI-7101**

Flexible PVC outer-jacket resists water, Chemical, oil and abrasion

4mm	14 Wire	25Mtr
5MM	28Wire	25Mtr
6MM	35 Wire	25Mtr
8MM	65 Wire	25Mtr
10MM	120Wire	25Mtr

DHL WIRE



Product Code **EMI-7201**

PVC ADHESIVE TAPE



Product Code **EMI-7301** Conveniently packaged in a variety of piece counts to assist with both small and large projects



Model No.	Description	Model No.	Description
Hero CD Dawn	Amber Front LH Amber Front RH Amber Rear LH Amber Rear RH	Bajaj Platina	Amber Front LH Amber Front RH Amber Rear LH Amber Rear RH
Product Code EMI-7401		Product Code EMI-7409	
Hero Passion	Amber Front LH Amber Front RH Amber Rear LH Amber Rear RH	Honda Shine	Amber Front LH Amber Front RH Amber Rear LH Amber Rear RH
Product Code EMI-7402		Product Code EMI-7410	
Hero Passion+	Amber Front LH Amber Front RH Amber Rear LH Amber Rear RH	Yamaha RX 100	Amber Front LH Amber Front RH Amber Rear LH Amber Rear RH
Product Code EMI-7403		Product Code EMI-7411	
Hero Passion Pro	Amber Front LH Amber Front RH Amber Rear LH Amber Rear RH	TVS Excel Super	Amber Front LH Amber Front RH Amber Rear LH Amber Rear RH
Product Code EMI-7404		Product Code EMI-7412	
Hero Splendor+	Amber Front LH Amber Front RH Amber Rear LH Amber Rear RH	KV 4S	Amber Front LH Amber Front RH Amber Rear LH Amber Rear RH
Product Code EMI-7405		Product Code EMI-4213	
Hero Splendor Pro	Amber Front LH Amber Front RH Amber Rear LH Amber Rear RH	Royal Enfield Electra	Amber Front LH Amber Front RH Amber Rear LH Amber Rear RH
Product Code EMI-7406		Product Code EMI-7414	
Bajaj Boxer CT	Amber Front LH Amber Front RH Amber Rear LH Amber Rear RH	Royal Enfield Thunderbird	Amber Front LH Amber Front RH Amber Rear LH Amber Rear RH
Product Code EMI-7407		Product Code EMI-7415	
Bajaj Caliber 115	Amber Front LH Amber Front RH Amber Rear LH Amber Rear RH	Suzuki	Amber Front LH Amber Front RH Amber Rear LH Amber Rear RH
Product Code EMI-7408		Product Code EMI-7416	



LED Blinker



Platina | Passion | Splendor | Bullet

EMI-7501	Splendor	White
EMI-7502	Splendor	Blue
EMI-7503	Passion	White/Amber
EMI-7504	Passion	White/Blue
EMI-7505	Bajaj Platina	White/Amber
EMI-7506	Bajaj Platina	White/Blue
EMI-7507	Royal Enfield Bullet	White/Amber
EMI-7508	Royal Enfield Bullet	White/Blue

BASE DRAWING



SV6



SV8,5-8



W2x4,6d



W2,1x9,5d



W3x16d



W3x16q



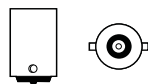
WX3x16d



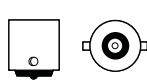
BAX 9s



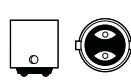
BAY 9s



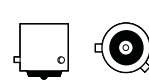
BA 9s



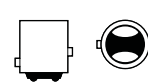
BA 15s



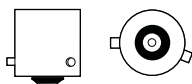
BA 15d



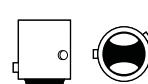
BAU 15s



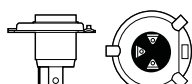
BAY 15d



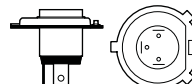
BAW 15s



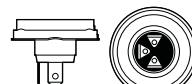
BAZ 15d



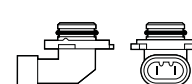
P43t-38



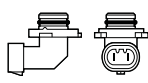
PX43t



P45t-41



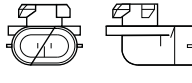
P20d - PY20d



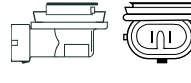
P22d



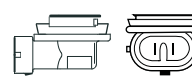
PG13



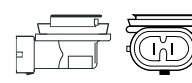
PGJ13



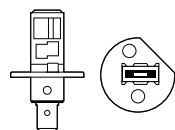
PGJ19-1



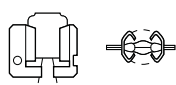
PGJ19-2



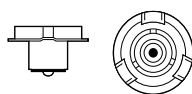
PGJ19-5



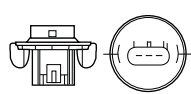
P14,5s



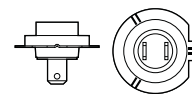
X511



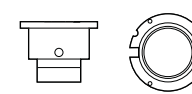
P26s



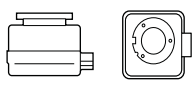
PX26d,4t



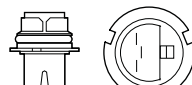
PX26d



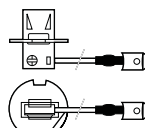
P32d



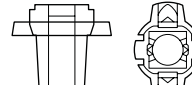
PK32d



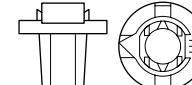
P29t - PX29t



PK22s



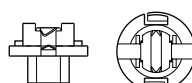
BAX8,3S



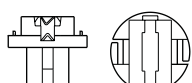
BAX8,5D



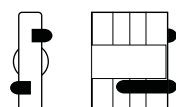
BX8,5d



B8,4d BX8,4d



B10d



W2,1x9,5D

AUTO ELECTRIC SPARE PARTS



An ISO 9001, 14001, 18001 Certified Company

PACKING





An ISO 9001, 14001, 18001 Certified Company

Eminence Auto Pvt. Ltd.

New Delhi

Customer Care : +91-8882720720

Email: info@eminenceautoparts.com

Authorised Dealer:

www.eminenceautoparts.com | www.bulbskart.com
www.automotivekart.com | www.eautoparts.co.in